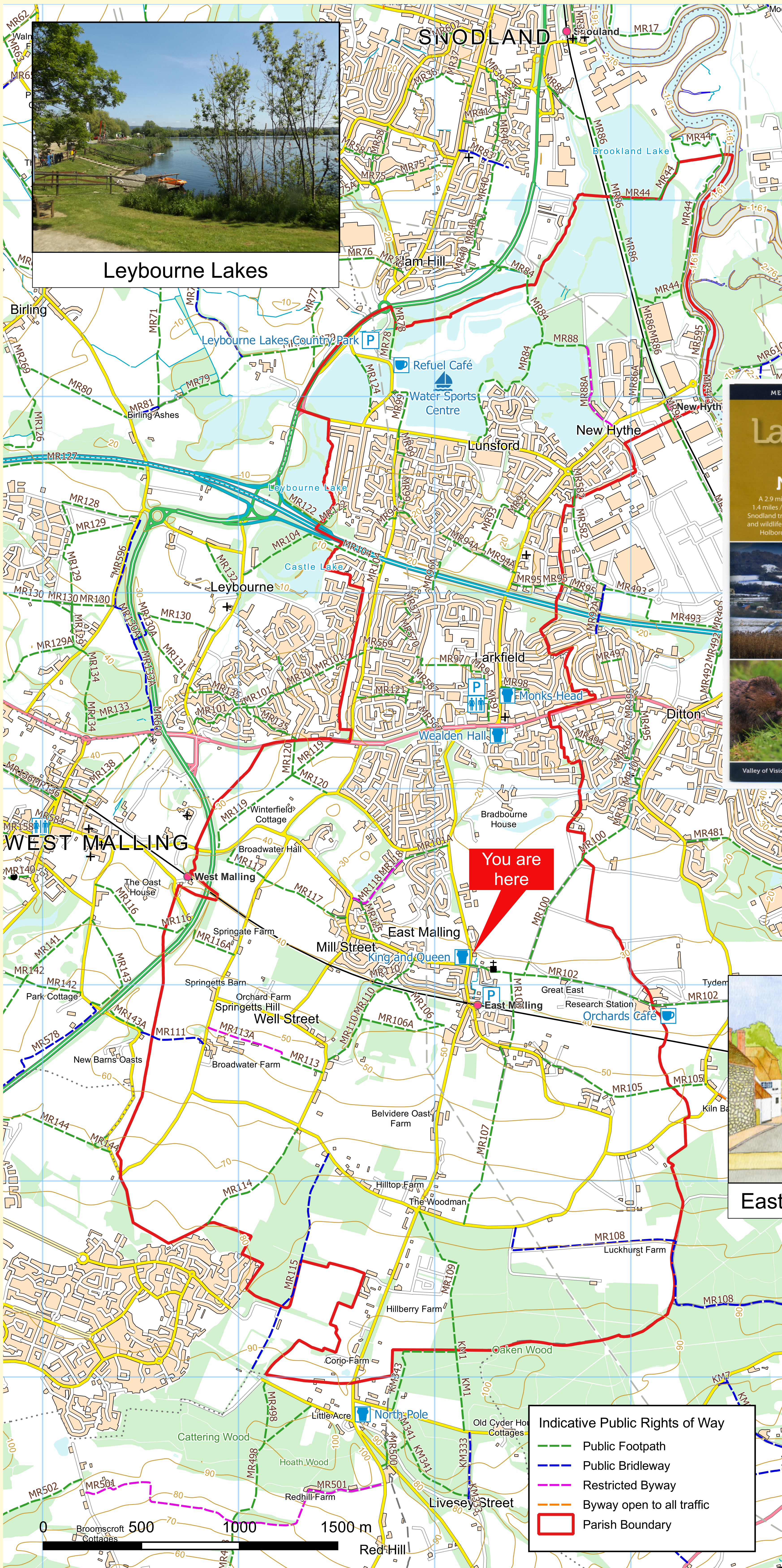


East Malling and Larkfield

Countryside Access




The parish of East Malling and Larkfield lies partly in the Medway Valley and partly on the Greensand ridge that crosses Kent from west to east. It offers the walker 22.7 km of public rights of way and further paths in Leybourne Lakes Country Park.

You can find out more about walking in the parish from the Parish Council's web site:

emlpc.co.uk/walks-footpaths

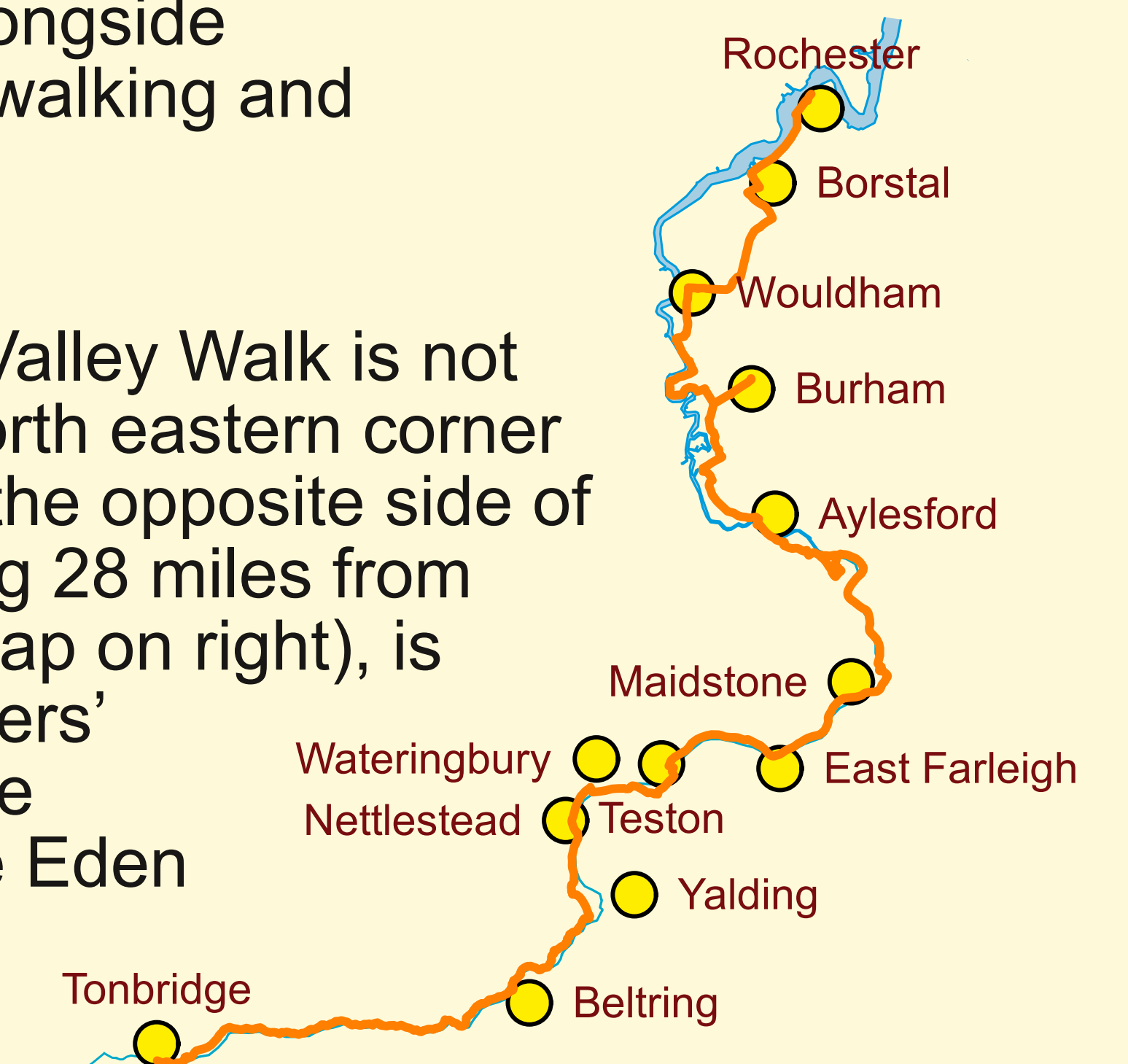
From this site you can download the booklet "The East Malling Heritage Walk". Amongst the buildings passed on the two-hour stroll are Kentish classics such as a water mill, timber-framed hall houses and oasts.




You can also download a walk taken from one of the Medway Valley Rail Trails Leaflets. The walk goes from New Hythe railway station to Snodland railway station, taking in Leybourne Lakes, Holborough Marshes and a short section of the River Medway. With luck you may spot kingfishers, tufted ducks, great crested grebes and mute swans.

Leybourne Lakes are former gravel pits and now host various watersports including kayaking, diving, canoeing and windsurfing alongside birdwatching, walking and angling.

The Medway Valley Walk is not far from the north eastern corner of the parish, although on the opposite side of the river. The walk, running 28 miles from Tonbridge to Rochester (map on right), is described in a Kent Ramblers' guide which also covers the Darent Valley Path and the Eden Valley Walk.



The parish is famous for its East Malling Research Station, founded in 1913 and now part of the National Institute of Agricultural Botany. The Station has a worldwide reputation for its research into fruit growing. The orchards can be viewed from a public footpath starting at the church.



East Malling Church

More information about opportunities for recreation in the parish's countryside is available from the following:

kentramblers.org.uk – information about walking in Kent and details of guidebooks to help you on your way

explorekent.org – information about outdoor leisure opportunities in Kent

emlpc.co.uk – the parish council website

tonbridgeandmallinghamramblers.org.uk – for led walks in good company



Visit the
Explore Kent
website



Visit the Kent
Ramblers'
website