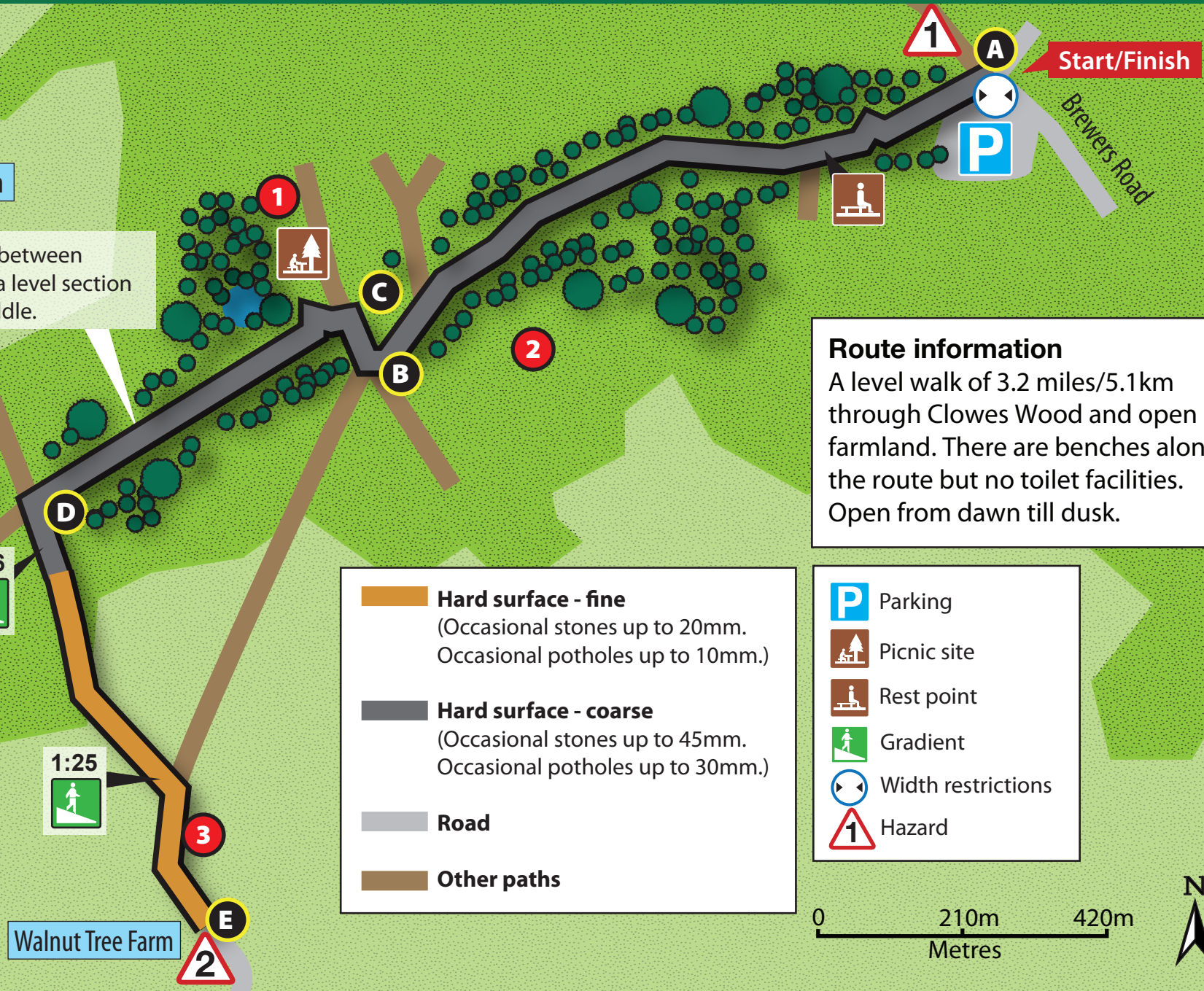


Clowes Farm

Path has a camber between points B and D. There is a level section along the middle.



Start/Finish

Brewers Road

Route information
 A level walk of 3.2 miles/5.1 km through Clowes Wood and open farmland. There are benches along the route but no toilet facilities. Open from dawn till dusk.

- Hard surface - fine**
 (Occasional stones up to 20mm. Occasional potholes up to 10mm.)
- Hard surface - coarse**
 (Occasional stones up to 45mm. Occasional potholes up to 30mm.)
- Road**
- Other paths**

- Parking
- Picnic site
- Rest point
- Gradient
- Width restrictions
- Hazard

0 210m 420m
Metres





How to get to Clowes Wood:





Road: From the A299 at Whitstable onto the A2990 head towards South Street. At roundabout on the A2990 Thanet Way take third exit, Millstrood Road. Turn right into South Street, right into Radfall Road and continue to Clowes Wood.


Road Map: www.streetmap.co.uk
Enter grid reference TR130628 in the address toolbar.

Route description:

Start: Follow the path at the far end of the car park through the accessible barrier and into the woodland.

 **The path is shared with cyclists and horse riders.**




-  **A** At the crossroads turn left and continue on this path for some time until you reach the T junction.
-  **B** At the T junction turn right and continue ahead for a short while to the first turning on your left.
-  **C** Turn left and continue ahead to the next junction.
-  **D** At the junction turn left (sign posted Crab and Winkle, National Route 1) and continue ahead on the surfaced path. The path now opens up each side to farmland and eventually reaches a small farm road.

-  **E** At this point you can continue for some distance on the path towards Canterbury or retrace your footsteps back to Clowes Wood car park.

 **Farm traffic**

Finish

Points of interest:

-  **1** Viewing over Winding Pond with picnic area and bench.
-  **2** Clowes Wood is home to a variety of wildlife, including Nightingales and Nightjars. Blean woods complex is one of Britain's largest areas of ancient woodland.
-  **3** The path follows the route of the Crab and Winkle Line which was the first regular steam passenger railway in the world. This was first opened on third May 1830.

Additional information

For further information about Clowes Wood please call **01420 23666**. Parking available in the forest car park, height restriction 2.3metres.

For further information about walking please visit www.kent.gov.uk/explorekent