



Kent Country Parks

# Trosley Ramble

A circular walk from Trosley Country Park

**3.5 miles (5.6km)** allow 1 hour 45 minutes

Follow the North Downs Way and the historic Pilgrims Way on this peaceful walk, taking in the countryside around the village of Trottiscliffe and passing close to the ancient Coldrum Stones.



Walkers enjoying views from the top of Coldrum Long Barrow, an ancient Neolithic monument.

Co-financed by the  
European Union and  
the European Regional  
Development Fund



## How to get there -

**By Car:** Signposted off the A227 between Meopham and Wrotham, near Vigo Village.









**Parking:** Paid parking is available at Trosley Country Park.

**Train:** Nearest station: Snodland (3 miles)

National Rail Enquiries: 03457 484950

**Bus:** 306/308 (Bluewater-Gravesend-Sevenoaks)

Traveline: 0871 200 22 33

	Start/Finish	Trosley Country Park
	what3words	///faced.ranch.baked
	Gates	11
	Stiles	0
	Steps	8
	Terrain	Field and woodland tracks, with some on road sections
	Views	Many excellent views
	Refreshments	At Trosley Country Park

## Route Description

1. From the car park follow path past the café and keeping notice board on your left continue down the sloped path following the B way marker. Turn left and follow the path (North Downs Way) through the trees.
2. At the way mark post, turn right to follow path B, which leads down some steps.
3. Where paths cross follow B way marker towards steps and descend to the bottom of the hill.
4. At the bottom of the steps, turn left, keeping the fence on your right.
5. At the chicane rails, turn right to leave the park. Beware of traffic.
6. Cross the lane and enter a field through the gate opposite. Keep the hedge line to your right as you pass through a second gate. Go straight ahead until you reach a junction with a house on your right.
7. Turn left at the junction and head for Trosley Court and the church.
8. Follow the path through the courtyard and in front of the church and cottages.
9. Go through gate of last cottage and enter the garden and take steps up into the field.
10. Cross the road and take the track to the right of the bungalow. This takes you to the Coldrum Stones car park. Passing through the car park, continue on past houses on your left.

11. As the path drops downhill it makes a T junction. Turn left onto the Wealdway and climb the hill. (If you want to visit the Coldrum Stones you can turn right here and walk approx. 120 yards down the lane, then return to the route.)
12. As the Wealdway meets the lane, turn left. Beware of traffic. You are now on the Pilgrims' Way. Follow this, passing houses on your left, until you reach a junction in the lane.
13. Turn right, through the gate, to return to Trosley Country Park. Head towards the gate at the end of the steel fence.
14. Pass through the gate and climb the hill, keeping the wire fence to your left.
15. Pass through the gate and keep climbing. Ignore paths off to the left and right.
16. Straight ahead through the gate and follow winding path down to way marker post. Turn left down some steps and walk towards the fence line. Turn right and walk up the hill with fence line and views on the left. At the end of the fence line turn right and take the steps uphill.
17. On reaching the junction with the main park path, turn left and return to the visitor centre.

Find more walks at [explorekent.org](https://explorekent.org) or download the Kent Connected App.



## The Countryside Code

### Respect everyone

- be considerate to other users.
- leave gates and property as you find them.
- be nice, say hello, share the space.
- follow signs and keep to marked paths.

### Protect the environment

- take your litter home.
- do not light fires and only light BBQs where signs say you can.
- always keep dogs under control.
- dog poo - bag it and bin it.
- care for nature - do not disturb wildlife.

### Enjoy the outdoors

- check your route and local conditions.
- plan your adventure and be prepared.
- enjoy your visit and have fun!

[www.gov.uk/countryside-code](https://www.gov.uk/countryside-code)



